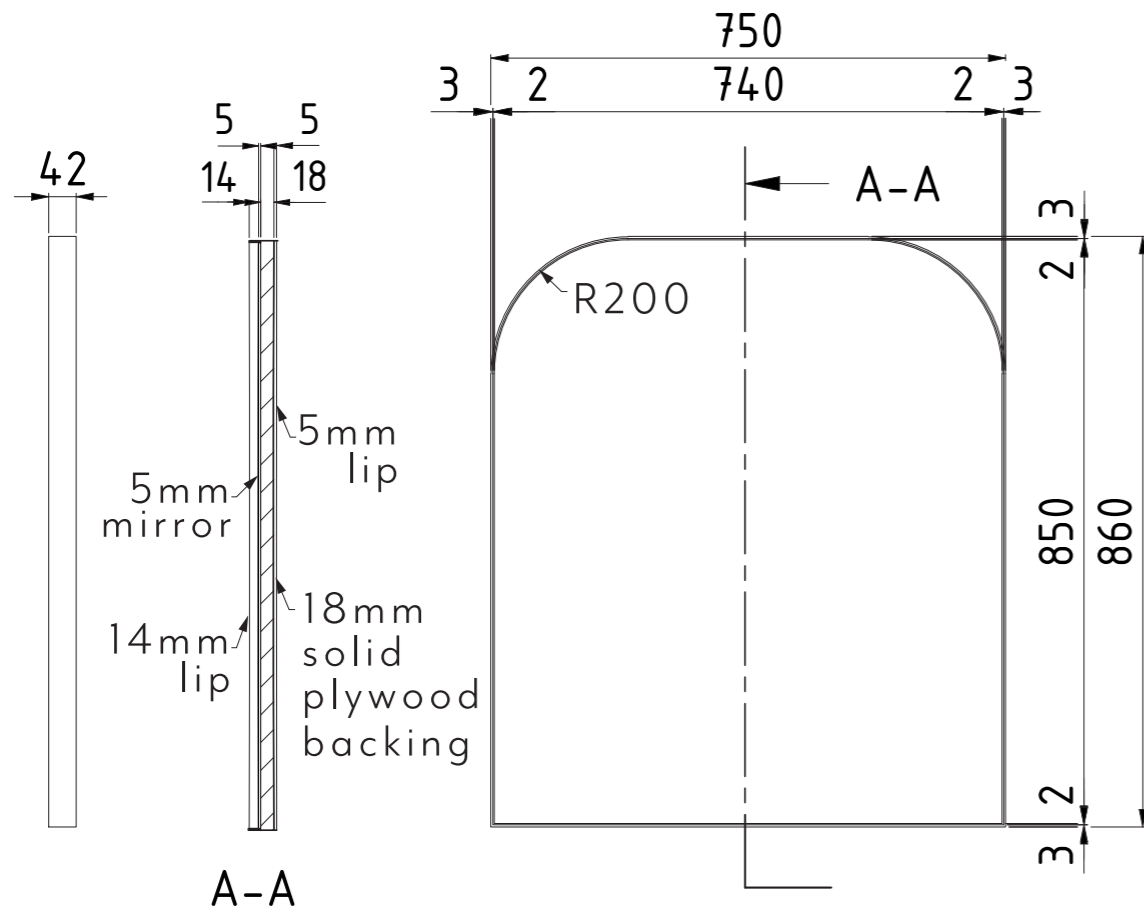


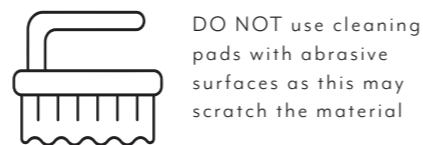
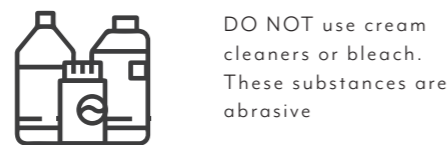
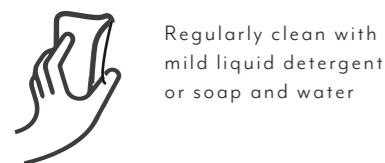
Note: This product must be installed by a licensed tradesperson. This is a general installation guide - there are many factors that are involved that can alter the installation method.



Please note: this product is designed to be wall mounted. If you wish to mount on a base, additional anti-tip safety anchor will need to be installed and purchased separately. Please contact our sales staff for more information.

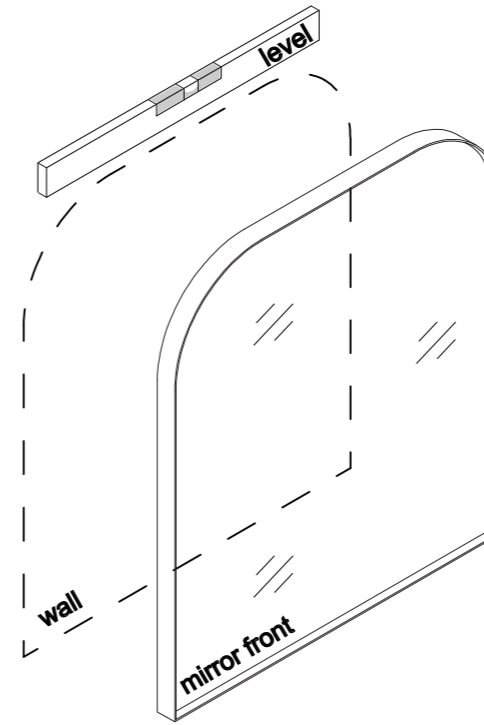
Note: Dimensions are nominal measurements only

SPECIFICATIONS	
RECOMMENDED USE	Domestic
COLOUR AVAILABILITY	
MATERIAL	Stainless Steel / Plywood
FINISH	Stainless Steel - Brushed Brass, Brushed Copper, Brushed Gunmetal, Brushed Stainless & Chrome Lacquer - Matte Black & White
WARRANTY	Structure: 5 years Finish: 2 years

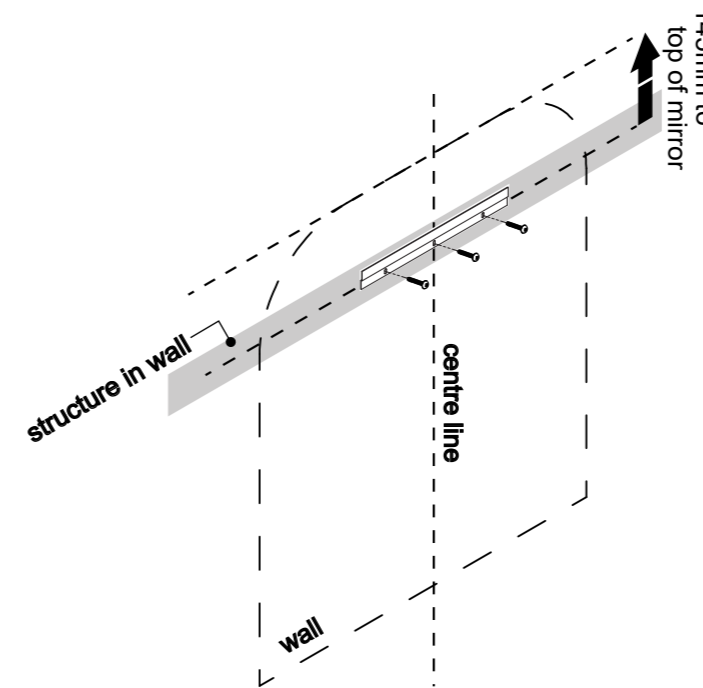


Disclaimer: Products in this specification manual must by regulation be installed by licensed and registered trade people. The manufacturer/distributor reserves the right to vary specifications or delete models from their range without prior notification. Dimensions are nominal measurements only. Dimensions and set-outs listed are correct at time of publication however the manufacturer/distributor takes no responsibility for printing errors. All ABI Products are designed in Australia. Copyright ABI Interiors 2019.

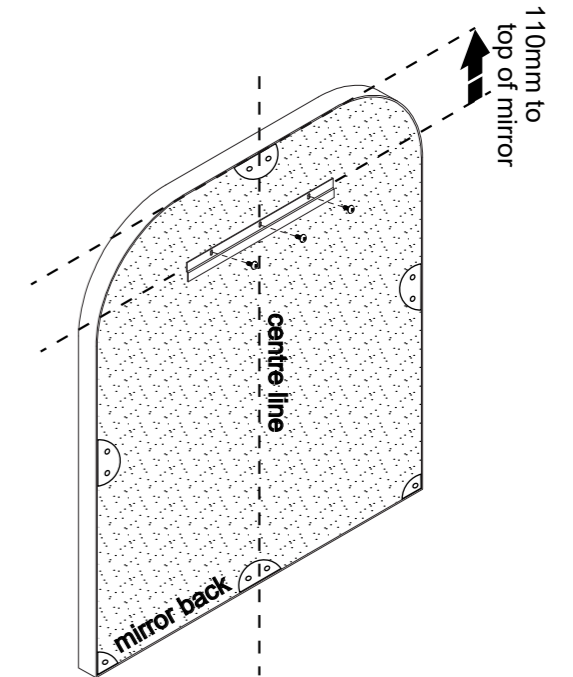
1 Check the correct height and position is suitable, level the top of the mirror & mark out desired position



3 Position the wall fixing brackets with measurements taken from the mirror bracket positions. Using the screws provided fix wall brackets into structural support in wall.



2 Using the screws provided, fix bracket to back of mirror as per the position in the diagram below.
Note: To avoid puncturing mirror glass the bracket must be fixed to mirror with a maximum screw length of 19mm (including head of screw).



4 Mount mirror to wall by lining up mirror with marked position on wall & lowering the mirror brackets into wall brackets.

